

Academic Year Evaluation 2021

EVALUATION REPORT



Content

1. Overview

2. Evaluation

2.1 Response Rates

2.2 General evaluation of the Study Programme

2.3 Satisfaction with the administration

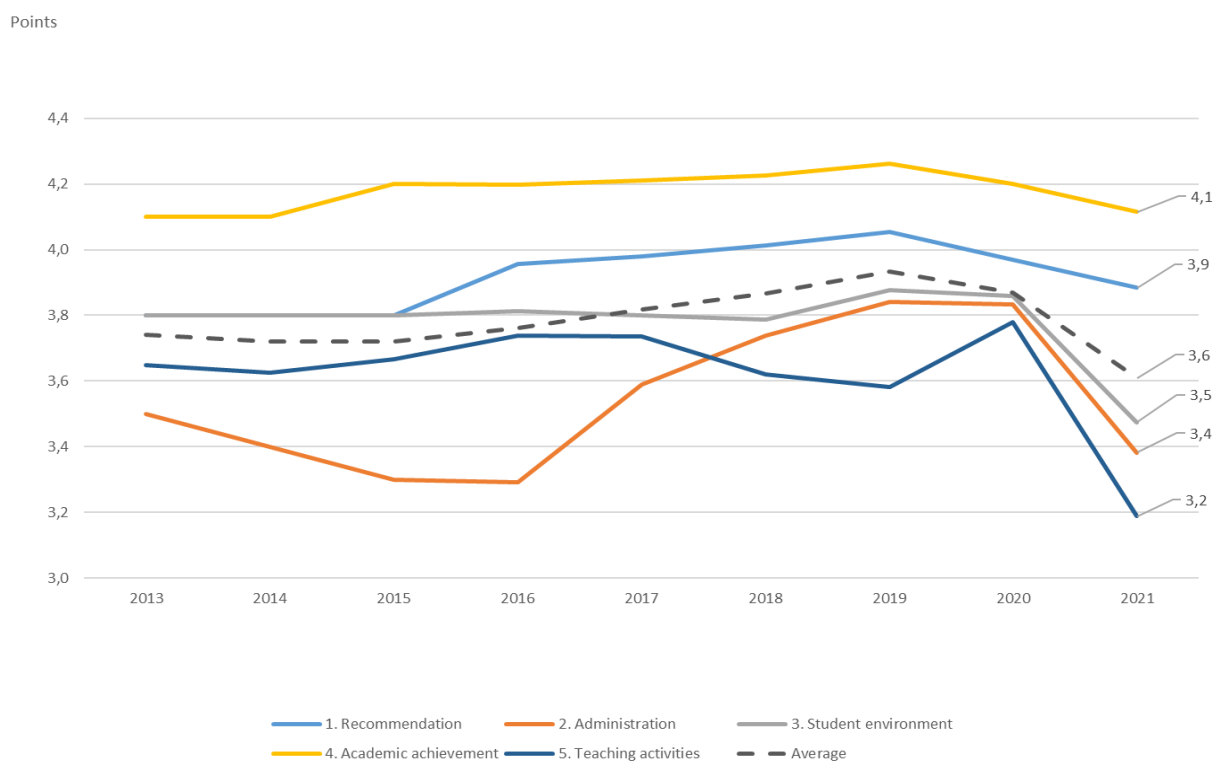
2.4 Study Environment

2.5 Academic Competences and Context

1. Overview

The academic year evaluation 2020/2021 has been revisited and contains fewer questions compared to previous years. The questions that has been excluded from the evaluation is covered by the survey “Uddannelseszoo” from UFM. The five indicators below is still part of the evaluation, as is the questions about the administration. This change was approved by the Programme Directors in spring 2021.

The answers are given on a scale from 1 to 5 where 1 is “Completely disagree” and 5 is “Completely agree”.



- | | |
|--|--|
| 1. Recommendation/Anbefaling: | “I highly recommend my study programme to others“ |
| 2. Administration: | “Overall I am satisfied with the service from the administration” |
| 3. Student environment/Studiemiljø: | “The programme’s social environment is good“ |
| 4. Academic achievement/Fagligt udbytte: | “The academic year has been intellectually challenging“ |
| 5. Teaching activities/Undervisning: | “The teaching methods in this academic year were appropriate in achieving the academic objectives“ |
| 6. Average/Gennemsnit: | Overall average score for the 5 indicators |

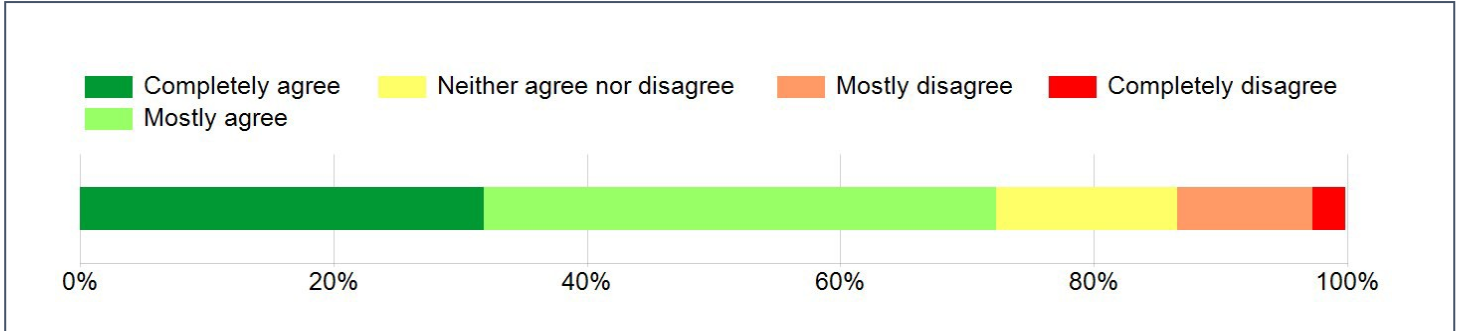
2. Evaluation

2.1 Response Rates

| | |
|----------------|---------|
| Raters | Student |
| Responded | 1275 |
| Invited | 13228 |
| Response Ratio | 9.6% |

2.2. General evaluation of the programme

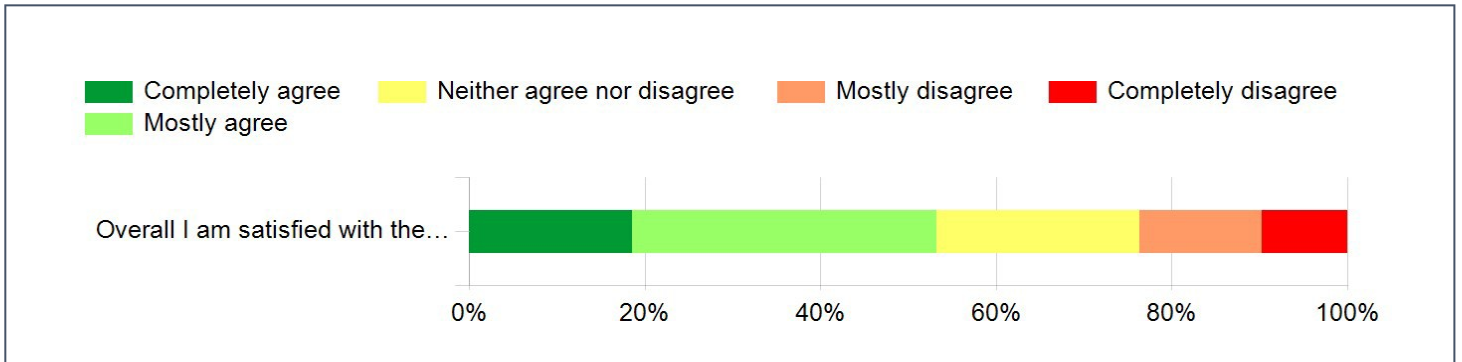
I highly recommend my study program to others



| | N | Completely agree | N | Mostly agree | N | Neither agree nor disagree | N | Mostly disagree | N | Completely disagree | Mean |
|---|-----|------------------|-----|--------------|-----|----------------------------|-----|-----------------|----|---------------------|------|
| I highly recommend my study programme to others | 406 | 31.9% | 514 | 40.4% | 182 | 14.3% | 136 | 10.7% | 33 | 2.6% | 3.9 |

2.3. Satisfaction with the administration

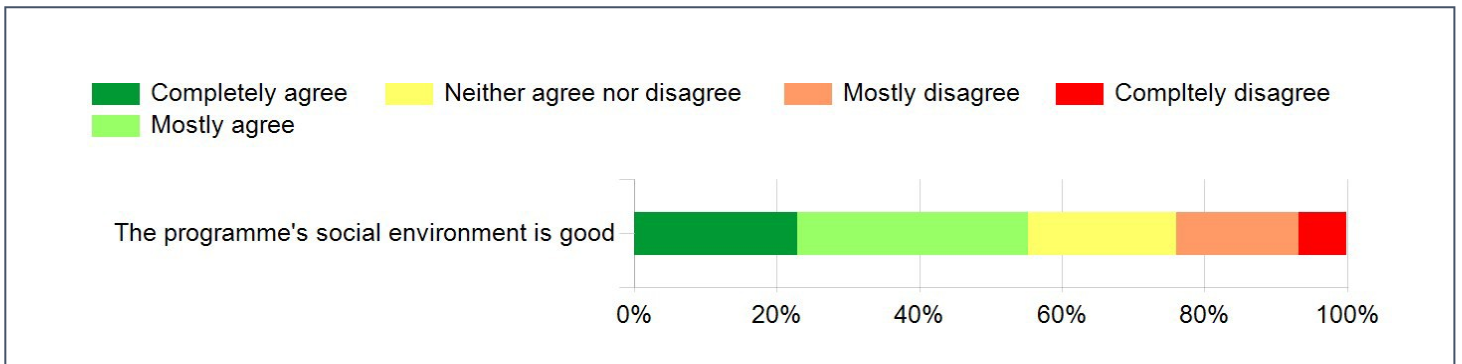
Overall satisfaction with the administration:



| | N | Completely agree | N | Mostly agree | N | Neither agree nor disagree | N | Mostly disagree | N | Completely disagree | Mean |
|---|-----|------------------|-----|--------------|-----|----------------------------|-----|-----------------|-----|---------------------|------|
| Overall I am satisfied with the service from the administration | 218 | 18.6% | 406 | 34.6% | 271 | 23.1% | 164 | 14.0% | 115 | 9.8% | 3.4 |

2.4. Study environment

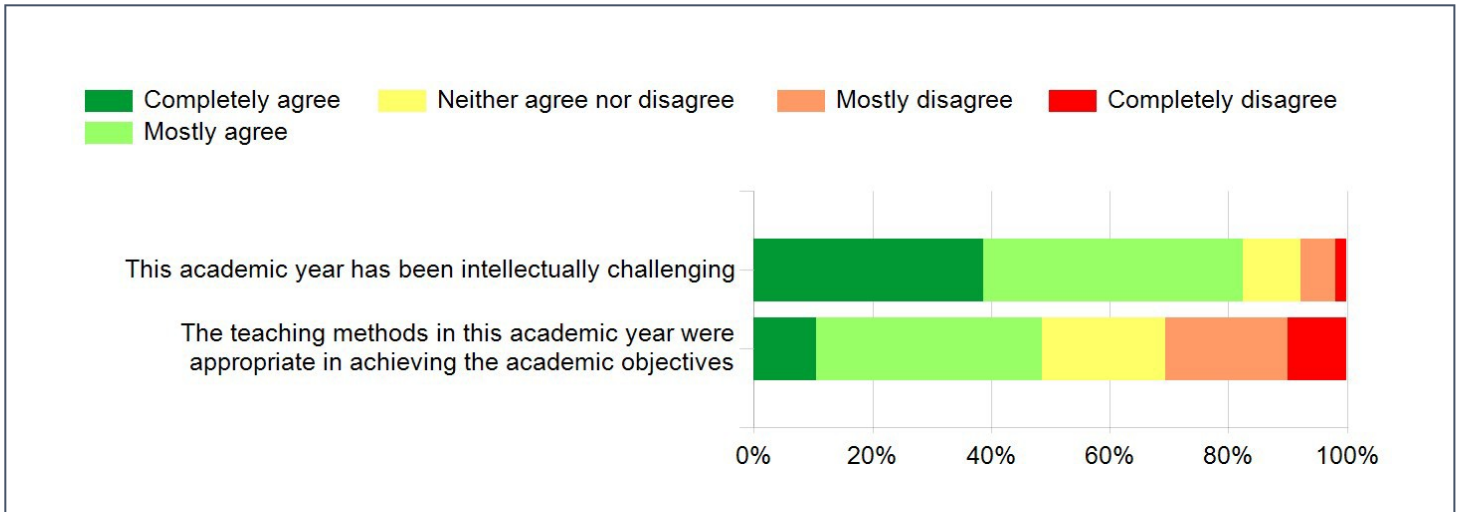
Study environment



| | N | Completely agree | N | Mostly agree | N | Neither agree nor disagree | N | Mostly disagree | N | Completely disagree | Mean |
|--|-----|------------------|-----|--------------|-----|----------------------------|-----|-----------------|----|---------------------|------|
| The programme's social environment is good | 275 | 22.9% | 389 | 32.3% | 252 | 20.9% | 206 | 17.1% | 81 | 6.7% | 3.5 |

2.5. Academic competences and context

Please indicate whether you agree or disagree with the following statements



| | Completely agree | Mostly agree | Neither agree nor disagree | Mostly disagree | Completely disagree | Mean |
|--|------------------|--------------|----------------------------|-----------------|---------------------|------|
| | N | N | N | N | N | |
| This academic year has been intellectually challenging | 490 38.7% | 553 43.7% | 123 9.7% | 75 5.9% | 24 1.9% | 4.1 |
| The teaching methods in this academic year were appropriate in achieving the academic objectives | 133 10.5% | 481 38.1% | 263 20.8% | 260 20.6% | 125 9.9% | 3.2 |