

Academic Year Evaluation 2019

EVALUATION REPORT



Content

1. Overview

2. Evaluation

2.1 Response Rates

2.2 General evaluation of the Study Programme

2.3 Satisfaction with the administration

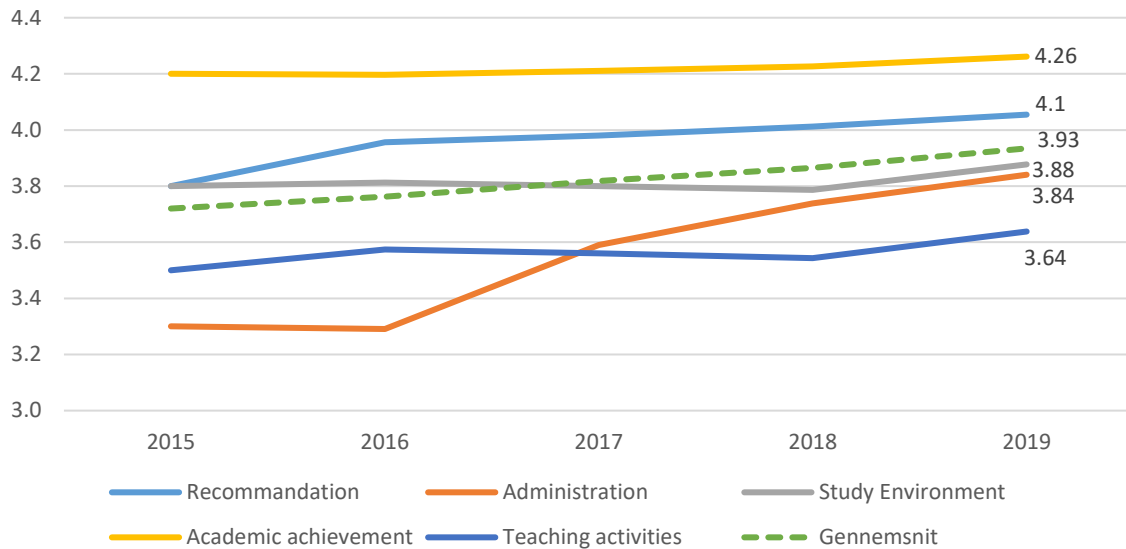
2.4 Study Environment

2.5 Feedback on first year experience

2.6 Academic Competences and Context

1. Overview

The categories in the chart reflect the evaluation result from the following selection of questions from the questionnaire. The answers are given on a scale from 1 to 5 where 1 is “Completely disagree” and 5 is “Completely agree”.



1. Recommendation: I highly recommend my study programme to others
2. Administration: Overall I am satisfied with the service from the administration
3. Study Environment: The study programme's social environment is good
4. Academic achievement: The academic year has been intellectually challenging
5. Teaching activities: Overall, the classes have been able to involve and motivate me whilst maintaining my interest
6. Average

The academic year evaluation 2018/19 was distributed to 12831 students at bachelor and master level and the response rate was 12,5 pct.

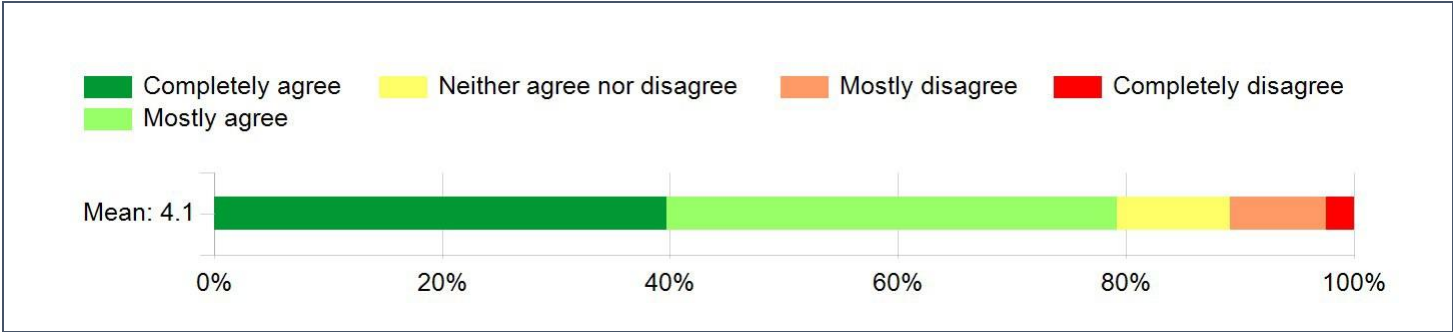
2. Evaluation

2.1 Response Rates

Raters	Student
Responded	1602
Invited	12831
Response Ratio	12.5%

2.2. General evaluation of the programme

I highly recommend my study program to others



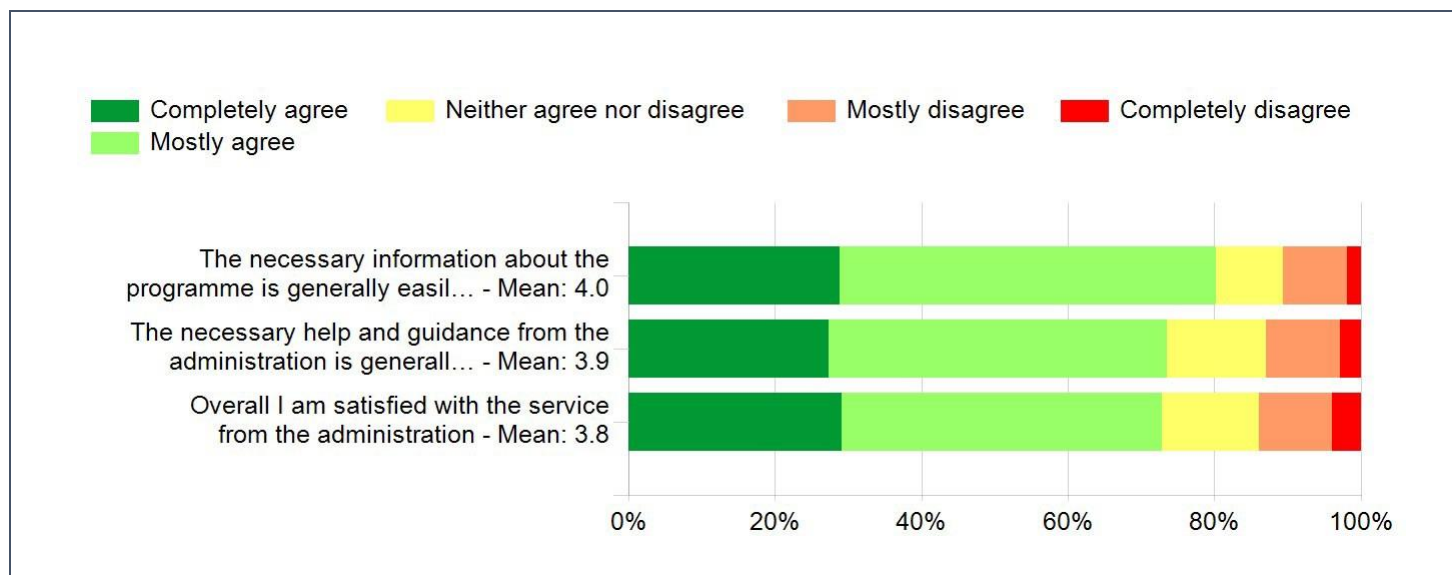
Question	Completely agree	Mostly agree	Neither agree nor disagree	Mostly disagree	Completely disagree
I highly recommend my study programme to others	39.7%	39.5%	9.9%	8.5%	2.4%

2.3. Satisfaction with the administration

Which part of the CBS administration have you been in contact with the passing year (multiple answers are possible)

Options	Count	Percentage
Library	967	15.9%
IT - support	490	8.0%
Student guidance counselors	263	4.3%
The exemption mail for my programme	174	2.9%
The credit transfer mail for my programme	335	5.5%
electives@cbs.dk	231	3.8%
exams@cbs.dk	553	9.1%
The international office	447	7.3%
CBS Career Centre	129	2.1%
su@cbs.dk	288	4.7%
Study Board	309	5.1%
CBS Legal	110	1.8%
Student Hub	922	15.1%
Campus desk	787	12.9%
None	58	1.0%
Cbs Students	2	0.0%
Thesis office	2	0.0%
Valgfag	1	0.0%
Academic Affairs	1	0.0%
Accademic affairs	1	0.0%
Administrators responsible for updating exam info	1	0.0%
Campus pastors	1	0.0%
CBS Legal	1	0.0%
CEMS Office	1	0.0%
CMAT studieadministration	1	0.0%
Others	23	0.4%
Respondent(s)	1602	

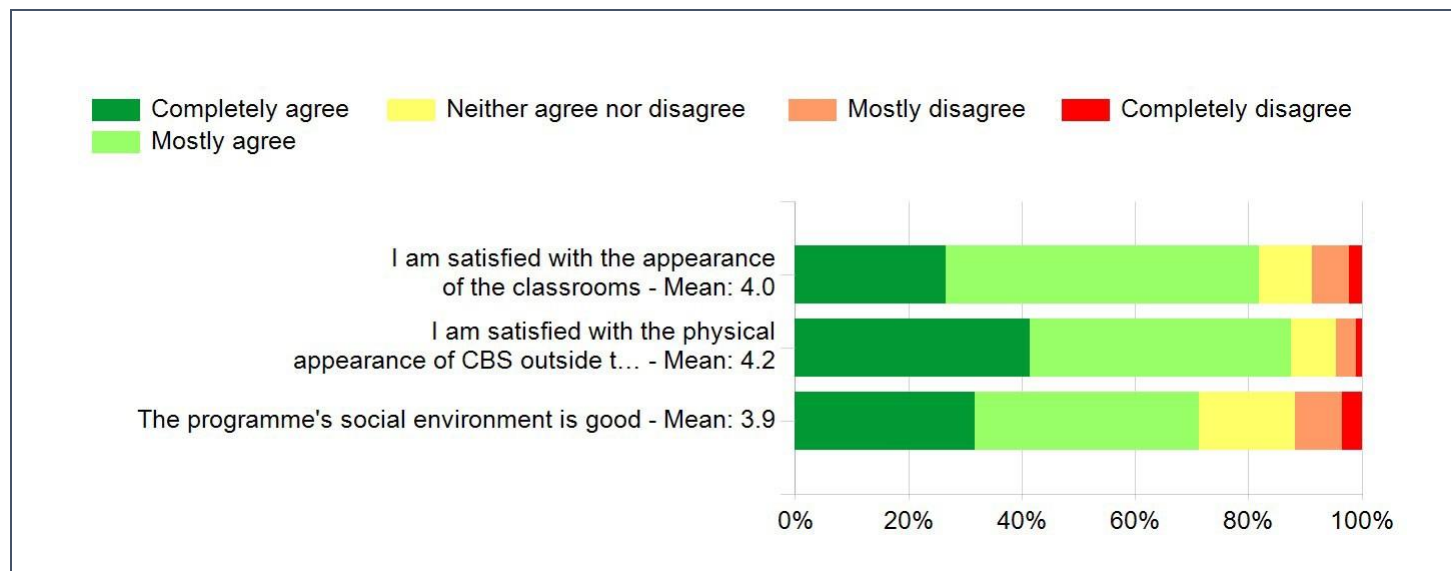
Please indicate whether you agree or disagree with the following statements:



Question	Completely agree	Mostly agree	Neither agree nor disagree	Mostly disagree	Completely disagree
The necessary information about the programme is generally easily accessible	28.9%	51.3%	9.2%	8.7%	1.9%
The necessary help and guidance from the administration is generally accessible	27.4%	46.2%	13.4%	10.1%	2.9%
Overall I am satisfied with the service from the administration	29.2%	43.6%	13.3%	10.0%	3.9%

2.4. Study environment

Study environment



Study environment

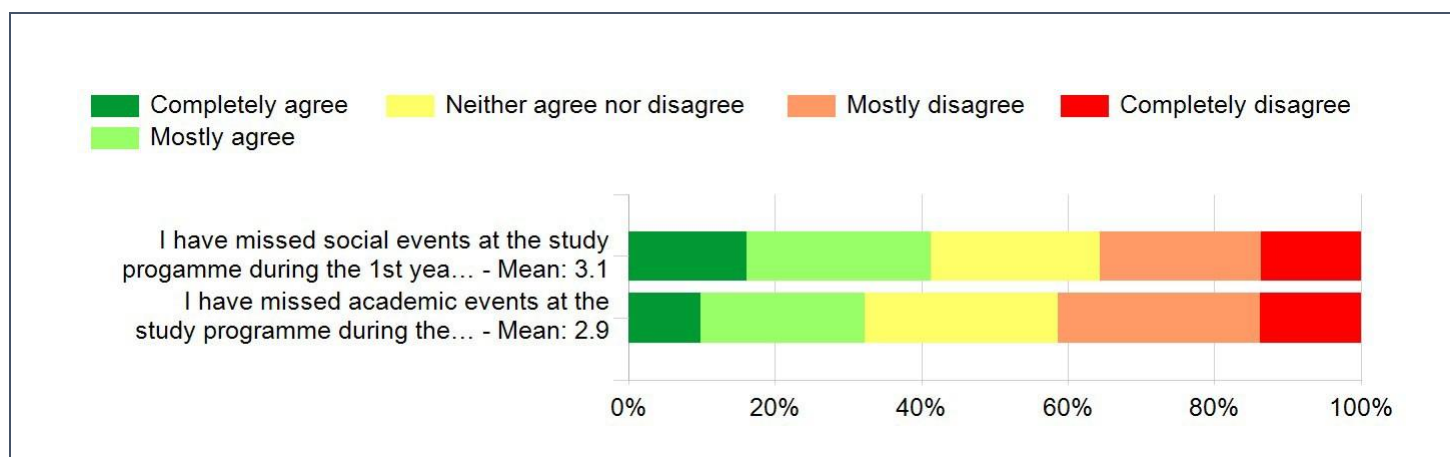
Question	Completely agree	Mostly agree	Neither agree nor disagree	Mostly disagree	Completely disagree
I am satisfied with the appearance of the classrooms	26.6%	55.2%	9.5%	6.5%	2.3%
I am satisfied with the physical appearance of CBS outside the classrooms	41.4%	46.1%	8.0%	3.4%	1.1%
The programme's social environment is good	31.7%	39.5%	17.0%	8.4%	3.4%

2.5. First year experience

What activities have participated in giving you a sense of belonging to your study programme?

Options	Count	Percentage
Social activities	383	19.6%
Intro activities	386	19.8%
Mentor meetings	102	5.2%
Academic introduction by teachers / instructors	210	10.8%
Study committee evens such as Quality Boards and information meetings	69	3.5%
CBS events	248	12.7%
Student organization activities	174	8.9%
Lectures	365	18.7%
Other	15	0.8%
Respondent(s)	502	

Social and academic events

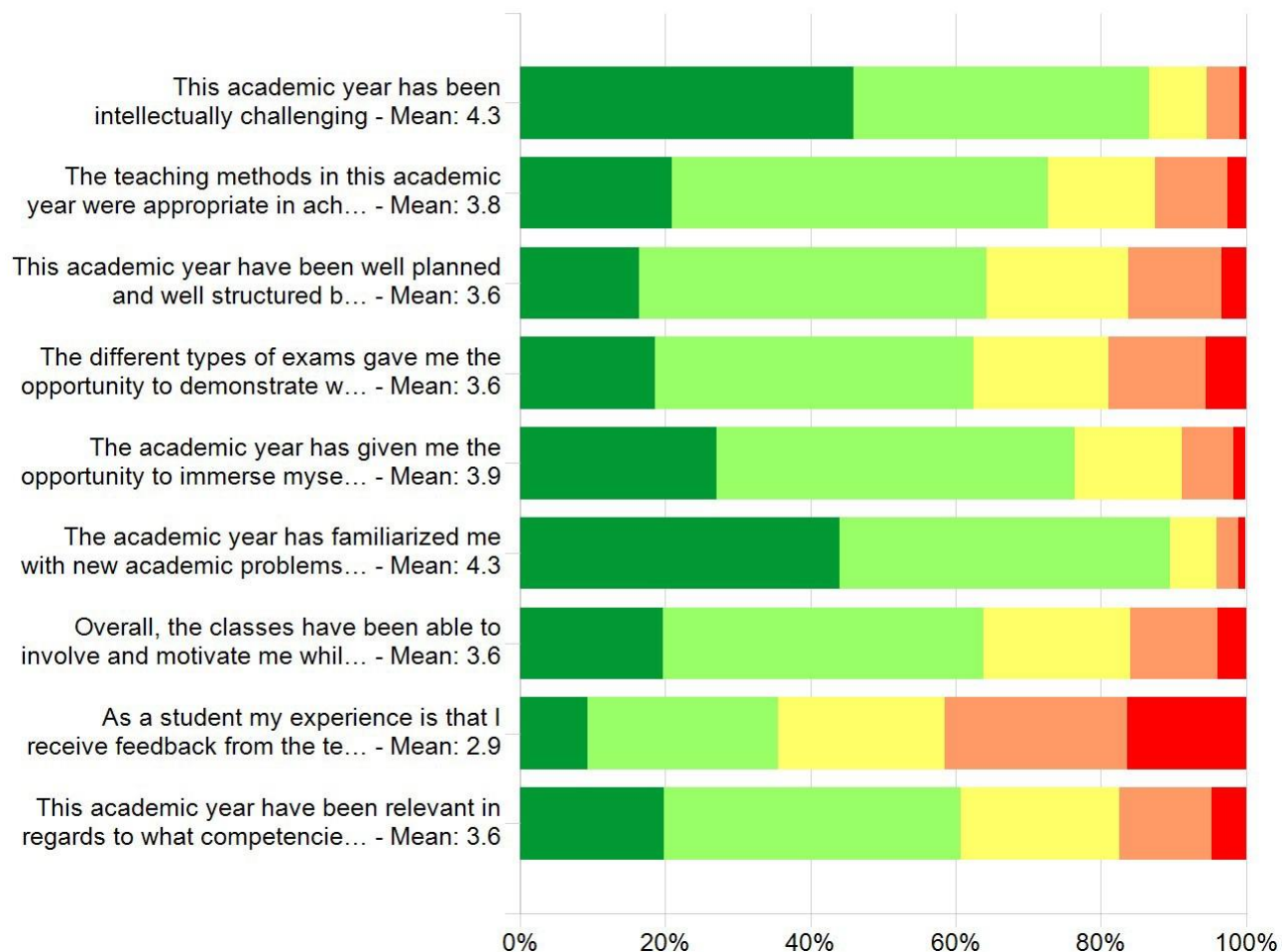


Question	Completely agree	Mostly agree	Neither agree nor disagree	Mostly disagree	Completely disagree
I have missed social events at the study programme during the 1st year after the intro	16.2%	25.1%	23.1%	22.0%	13.6%
I have missed academic events at the study programme during the 1st year after the intro	9.9%	22.4%	26.4%	27.6%	13.7%

2.6. Academic competences and context

Please indicate whether you agree or disagree with the following statements

■ Completely agree
 ■ Neither agree nor disagree
 ■ Mostly disagree
 ■ Completely disagree
■ Mostly agree



Please indicate whether you agree or disagree with the following statements

Question	Completely agree	Mostly agree	Neither agree nor disagree	Mostly disagree	Completely disagree
This academic year has been intellectually challenging	46.0%	40.6%	8.0%	4.5%	0.9%
The teaching methods in this academic year were appropriate in achieving the academic objectives	21.0%	51.7%	14.7%	10.0%	2.6%
This academic year have been well planned and well structured both academically and pedagogically	16.4%	47.9%	19.5%	12.8%	3.5%
The different types of exams gave me the opportunity to demonstrate what I have learned	18.6%	43.9%	18.5%	13.5%	5.5%
The academic year has given me the opportunity to immerse myself in already familiar academic problems, theories and methods	27.1%	49.3%	14.7%	7.1%	1.7%
The academic year has familiarized me with new academic problems, theories and methods	44.0%	45.5%	6.5%	3.0%	0.9%
Overall, the classes have been able to involve and motivate me whilst maintaining my interest	19.7%	44.2%	20.1%	12.1%	3.9%
As a student my experience is that I receive feedback from the teachers (both orally and written)	9.4%	26.2%	22.9%	25.1%	16.4%
This academic year have been relevant in regards to what competencies I expect my future job will require from me	19.9%	40.8%	21.9%	12.6%	4.8%